


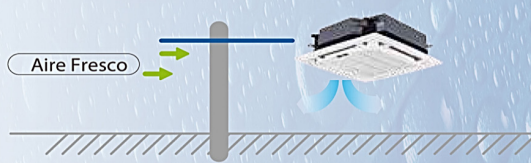
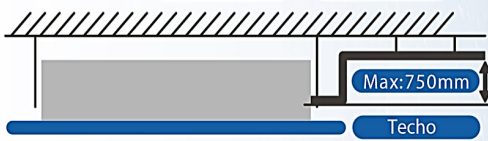
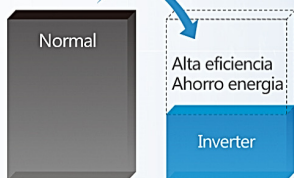
CASSETTE Split Units CTCC4IN series

Season 2018/19

INVERTER



Alta Eficiencia



*Bomba de drenaje de agua de condensacion.

*Entrada de aire fresco exterior por conducto.

*Distribucion adicional de aire, para lugares pequeños

Principales Caracteristicas:

Auto Swing 4 salidas
Control remoto.
Precargada de refrigerante.

Auto Restart.
Presostato de Alta/Baja.
U.Condensadora flujo horizontal.

Bajo nivel sonoro.
Control de Descongelamiento.
Timer programable.

Bomba drenaje incluida
*Anti cold air.

Especificaciones tecnicas Equipo CASSETTE DC Inverter

Model name			CTCC4IN-18H	CTCC4IN-24H	CTCC4IN-36H	CTCC4IN-60H	CTCC4IN-72H
Power supply	V/Ph/Hz		220-240V~/50Hz/1P	220-240V~/50Hz/1P	220-240V~/50Hz/1P	380-415V~/50Hz/3P	380-415V~/50Hz/3P
Cooling	Nominal Capacity	Btu/h	18000	24000	36000	60000	72000
	Input	W	1635	2180	3080	4220	5450
	Rated current	A	7.2	9.9	15.00	8.20	9.50
	EER Level	A	A	A	A	A	A
Heating	Nominal Capacity	Btu/h	19800	26000	40000	63000	73500
	Input	W	1740.00	2350.00	3248	4440	5443
	Rated current	A	8.1	10.6	15.5	9.1	10.10
Indoor air flow (Hi/Me/Lo)	m ³ /h		1100/900/800	1300/1000/900	1660/1300/1100	1660/1300/1100	1700/1300/1100
Indoor noise level (Hi/Me/Lo)	dB(A)		42/39/35	44/41/37	45/43/40	47/45/42	50/47/45
Outdoor noise level	dB(A)		55	58	59	60	60
Indoor dimension	Unit (WxHxD)	mm	840×230×840	840×230×840	840×300×840	840×300×840	840×300×840
	Packing (WxHxD)	mm	925×290×925	925×290×925	925×360×925	925×360×925	925×360×925
Outdoor dimension	Unit (WxHxD)	mm	780×605×290	900×650×310	940×885×340	940×1250×340	940×1250×340
	Packing (WxHxD)	mm	883×653×412	1015×720×425	1030×950×430	1030×1365×430	1030×1365×430
Indoor weight	Net	kg	24	30	30	30	30
	Gross	kg	29	29	35	35	35
Outdoor weight	Net	kg	40	49	75	95	105
	Gross	kg	44	53	80	103	113
Panel	Unit (WxHxD)	mm	950×45×950	950×45×950	950×45×950	950×45×950	950×45×950
	Packing (WxHxD)	mm	1035×90×1035	1035×90×1035	1035×90×1035	1035×90×1035	1035×90×1035
	Net/Gross	kg	6/9	6/9	6/9	6/9	6/9
Refrigerant	Type		R410A	R410A	R410A	R410A	R410A
	Liquid side	mm	6.35	9.52	9.52	9.52	9.52
Refrigerant pipe	Gas side	mm	12.70	15.88	19.05	19.05	19.05
	Max. refrigerant pipe length	m	30	35	50	50	50
	Max. difference in level	m	15	20	30	30	30
	Operation temperature range	°C	16 ~ 30	16 ~ 30	16 ~ 30	16 ~ 30	16 ~ 30
Operation Control			Remote control	Remote control	Remote control	Remote control	Remote control